


# NYC Photo Journal

A wide-angle photograph of the New York City skyline at dusk, viewed from across a body of water. The sky is a deep, clear blue. The city's buildings are illuminated with warm yellow and white lights, creating a strong contrast with the darkening sky. The One World Trade Center stands prominently on the left side of the skyline. The water in the foreground is dark blue with gentle ripples.

**Riley Grier**

# Just Arrived

After landing and putting our things at the hotel, we went to see the FIT displays. First, we saw some work done by their fashion students. Then we went next door to see the work done by their interior design student. They had many vision boards and models to display their projects. After that, we went to get some New York Pizza for dinner. Then in an effort to find a specific desert place went to the Moynihan Train Hall, which was gorgeous. The exterior looked very classic with all its stonework, and the interior's main hall grabbed our attention with its tall, glass ceilings. And to top it off, we then found a sign saying it was a LEED silver building.







Day 1







# D and D Building

The D and D building was our first stop on the trip, and it is safe to say we were all in awe. Not only were there so many different showrooms that blew us away the building had its own charm, like each floor had a unique theme or style. Some of my favorite showrooms we visited were Oomph, Scalamandre, Kravet, and Stark. I enjoyed seeing all of the different fabrics and trims in each showroom; I especially loved the colorful patterns in Oomph and Scalamandre. It was also interesting to see all the different kinds of rug options, from the material to style to the design. Stark had so many different examples of this variety that it was interesting to see. It made it even more interesting that we had grad students in that field to ask questions we might not even think of, which helped us learn more. My favorite thing I got to see in the showrooms at D and D was all the wallcovering options. They had so many different patterns and looks (like the room with the gold metallic wallpaper) that were so amazing to get to see. It was also amazing that we could see and touch all of them to feel the texture in each of them to understand the effect of using different materials.





## A and D Building and the Harbor Cruise

The A and D building showed a different side of design than the rug, furniture, and patterns seen in the D and D building. Here we got to see the extra details that go into kitchen and bath design. I was amazed by the first kitchen design place we went to it was so modern and different from anything I had seen before. They were also very, very detailed and creative, as they had come up with so many unique ways to best utilize space in a kitchen. Two of my favorite things they had come up with were a utility sink that was huge and had attachments to help with cooking and I loved the pantry that would come out at you and fold down as it opened so not only could the user but more in, but they could also see everything in there. Their showrooms also had many unique alliances and fixtures that can add so much to a kitchen or bathroom, like the gorgeous La Cornue ovens and the colorful Fantini shower fixtures. But my favorite thing to see in this building was the unique and detailed tile. Some tiles looked like art with flowers illustrated, and others had beautiful intricate patterns. And to end the day, we went on a Harbor Cruise that allowed us to see the fabulous New York skyline and the famous Statue of Liberty.







Day 2





# NYC Public Library, Empire State Building, and Grand Central Station

Day two was filled with seeing some beautiful architecture at some of New York's most famous buildings. First was the Empire State Building. Seeing this fantastic building and all the detail put into it and reading about it on their exhibits on the way up was amazing. One of my favorite facts I learned on the way up that blew my mind is that it only took 13.5 months. Then we went back to the Library, now able to go in and see all of its detailed stonework and ceiling murals. Walking in, you can see how much work and thought went into every little detail. While we only got to go in for a little bit, it was fascinating to see the authentic art deco style in the famous Chrysler Building. Last was Grand Central Station, which did not disappoint with its enormous stature, incredible detail, and beautiful, high ceilings.






Day 3








# The New York Design Center, Studio Four, and Greenwich Village

We started our day at the New York Design Center on day three. After seeing a few showrooms, I could already tell this would be different from the D and D or the A and D building we saw the other day. The New York Design Center had showrooms with a more contemporary style. This was great because it let us see a different design style and how these pieces could work with residential and commercial designs. My favorite places here had to be the rug company and manual. The Rug Company had many colorful, unique designs and included a display that categorized their designs. Amuneal caught my eye as their cabinetry and kitchens were done in a way I had never seen before. It was modern but didn't lose its warmth and character that some modern designs forgo. Next was another one of my favorite stops of the trip, which was Studio Four. Here we got to meet David, a UGA alum that was so kind in teaching us all about his company and its brand. Learning more about the business side of design was so interesting, like dealing with clients and finding vendors. It was also fascinating to hear about their new line and all the detail and thought that comes with making fabrics and wallcoverings. And the best part was getting to hear David's story and how he got where he is, a part owner in studio four. The last trip of the day was a walking tour of the historic Greenwich Village. It was so interesting not just to hear but to see the history of this place. We got to see many famous places like the Comedy Cellar, the Washington Square Arch, and the building in the show 'Friends.' It was great to see the Architecture and history in Greenwich Village in person.






Day 4









# The Container Store, Herman Miller, Kohler, NYC Design Center, St. Patrick Cathedral Rockefeller Center, and Radio City

Today we finally got to see the famous Container Store that Dr. Rich designed. It was cool to see something you have learned so much about in person. We also learned more about how interior design is used in a retail space. One thing I found interesting was learning a method the store came up with to help sell more products. To do this, they would bring products, usually smaller products, and display them on a table where they can more easily grab a shopper's attention. Next, we got to go to the Herman Miller store, which was fun to see after revit shopping on their website so much. After that, we headed to the Kohler store, which was stupendous. They had so many options and setups that were so fun to look at. Then we headed back to the NYC Design Center to see some showrooms we missed, like Ralph Lauren and Baker, whose recliners I loved as they were so cute you wouldn't guess they were recliners. We also got to go into Visual Comforts, which I loved as they had so many gorgeous modern and contemporary lighting options. We then go to St. Patrick's Cathedral and its beautiful detailed architecture and history. Last we had to stop by the famous Rockefeller Center and Radio City.



Day 5







## **D and D Building, The Sanderson Showroom, and Lillian Nassau**

On our last day, we went back to the D and D building and got to see some showrooms we may have missed, like Made Goods and C&L. Made Goods had a lot of interesting, dynamic Mirrors that caught my attention. We also found a lighting showroom with many classical gold fixtures. We also got the chance to meet with Beth, a UGA alum, at the Sanderson showroom. This was a lot of fun as Beth had a lot of facts about the industry both in the US and in Europe, their showroom was brand new and absolutely beautiful, and it was interesting to hear what someone's path out of college actually was, especially Beth's Because it was so unique. After a failed attempt earlier that morning, we returned to Lillian Nassau. All of the Tiffany Pieces in there were absolutely breathtaking. They had such beautiful, detailed stained glass work on these small lampshades.



# Cooper Hewitt, Smithsonian Design Museum

Next, we headed to the Cooper Hewitt Smithsonian Design Museum. Not only was the work in this museum amazing, but the building itself was beautiful. Its exterior is stunning with its mix of brick and stonework. On the inside, it also had unique details that made it special, like the gorgeous detailed fireplaces or the atrium. This month also has an exhibit focusing on commercial architecture, which was fascinating to look at with all the commercial architecture we had already seen in New York.







# The Metropolitan Museum of Art

Our last stop of the day was the Metropolitan Museum of Art. This might have been one of my favorite stops as it had so much for us to see, from the art to the European Sculpture and Decorative Arts exhibits to the Karl Lagerfeld display. The European Sculpture and Decorative Arts exhibit was so fascinating as it showed the interior spaces in Europe at different time periods. I enjoyed this as they had so much detail in their interior spaces, like their gorgeous doors with gold details (my favorite), the detailed stone work on their fireplaces, or the intricate candlelit chandlers. While it was annoying when taking pictures, it was interesting to see everything with the lighting as it would have been at that time. The Met was also very detailed with this, even having a light to represent the sun and show what the rooms would feel like at the different times of day; this was beautiful to see in the room when they had the sun setting. They also had an exhibit showing a space done by Frank Lloyd Wright since we hear so much about his role in architecture. We also got to see some larger extraordinary Tiffany pieces that were so amazing and details. I can't imagine how long they must have taken. To top it off, we got to see the phenomenal Karl Lagerfeld display, showing many of his pieces throughout his years.